

# MÉXICO

ENHANCING SUPPLY CHAINS THROUGH  
TECHNOLOGY AND INNOVATION

*MARCH 8<sup>TH</sup>, 2016*

SE


MINISTRY OF ECONOMY



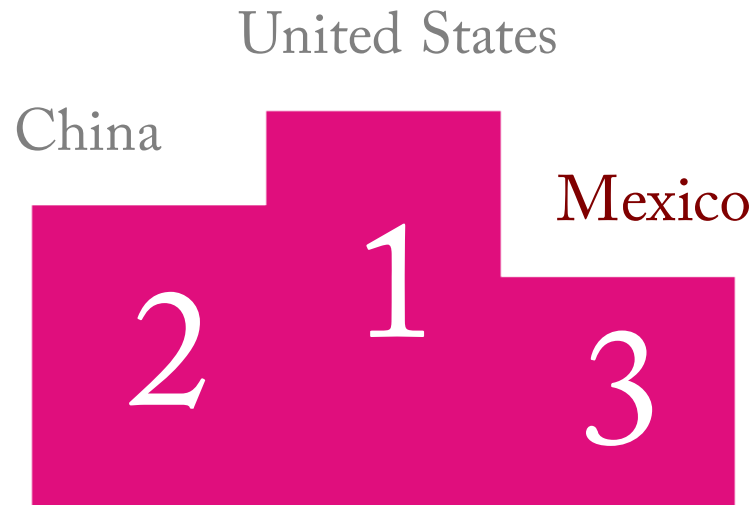
**PRO** **méxico**  
Trade and Investment

# TRADE BALANCE MEXICO – CANADA

(IN MILLIONS OF DOLLARS)



# CANADA'S MAJOR TRADING PARTNERS IN 2015



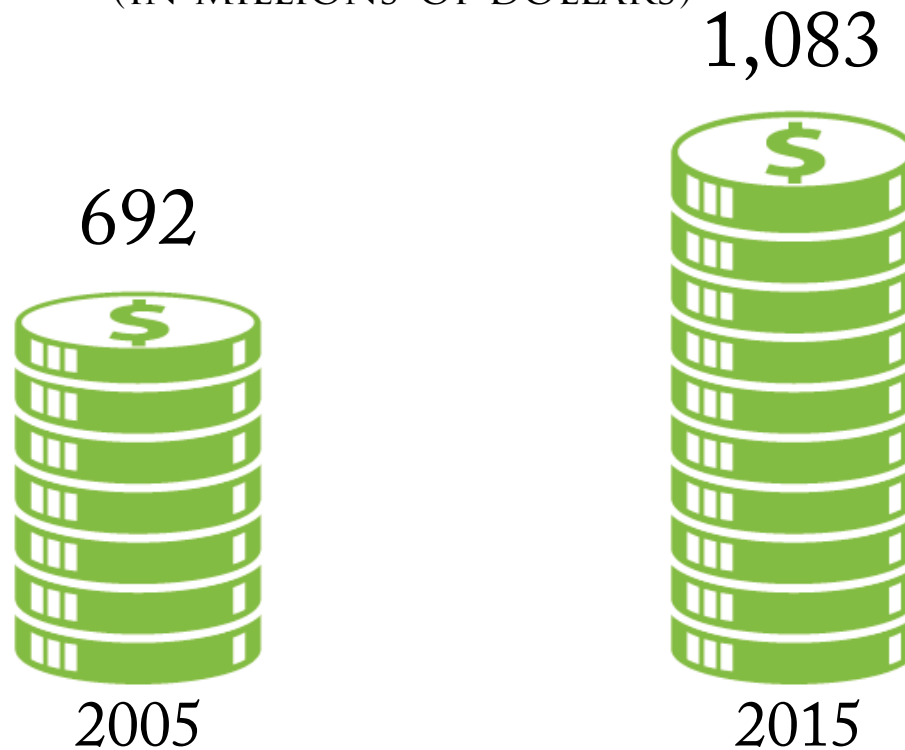
Fifth exports destination



Third source of imports

# FDI FLOWS FROM CANADA TO MEXICO

(IN MILLIONS OF DOLLARS)



Canadian FDI in Mexico (1999-2015)= 25,500 mdd

# STRENGTHS IN THE MINING SECTOR

Logistics




Exports



Reforms



Technology  
Transfer



# OUR COUNTRY IS...

The world  
leading  
producer  
of silver

2<sup>nd</sup> of  
bismuth

6<sup>th</sup> of zinc

7<sup>th</sup> of salt

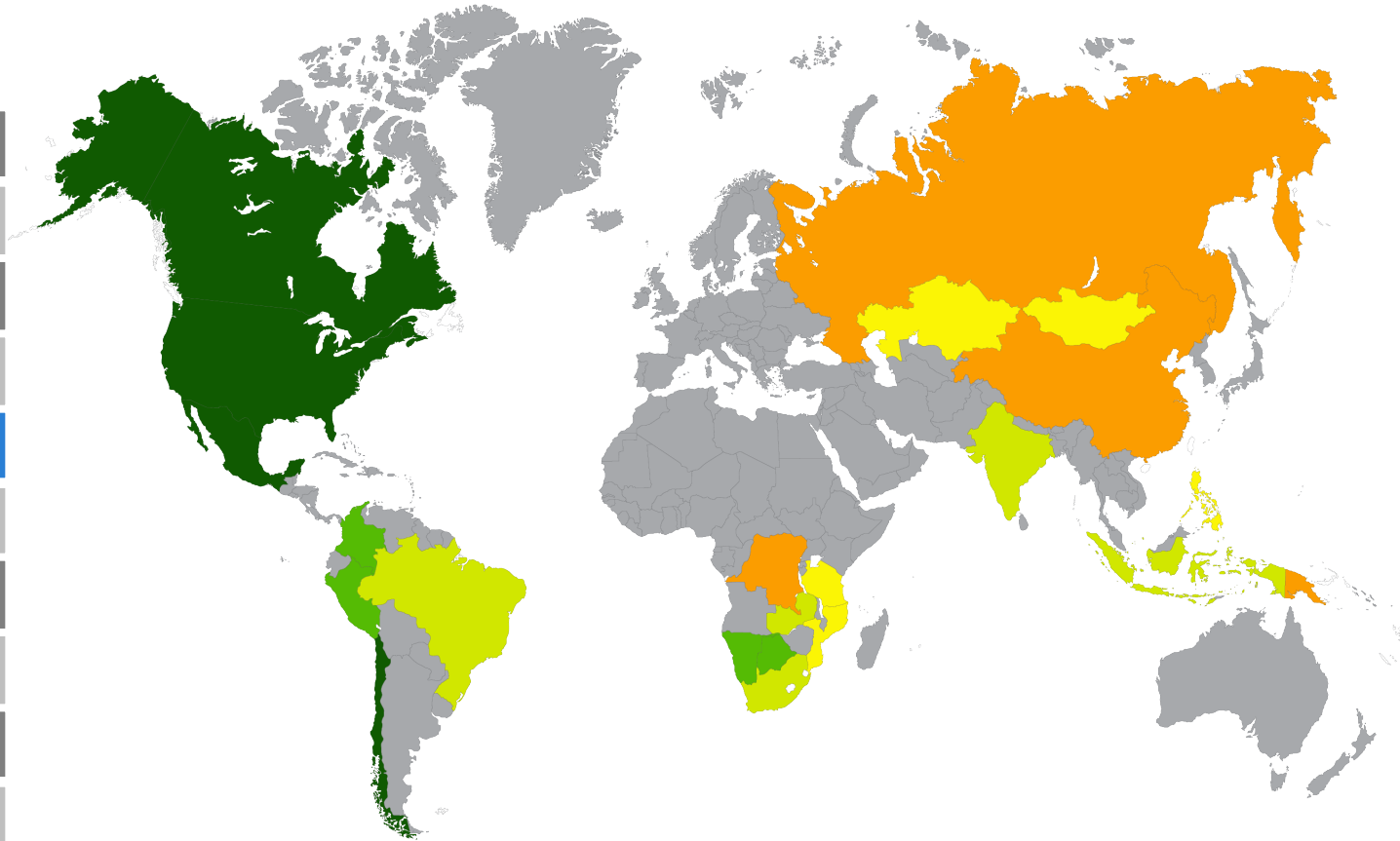
and 8<sup>th</sup>  
of gold



# WHERE TO INVEST?

Ranking Country

|    |           |
|----|-----------|
| 1  | Canada    |
| 2  | Australia |
| 3  | USA       |
| 4  | Chile     |
| 5  | Mexico    |
| 6  | Peru      |
| 7  | Namibia   |
| 8  | Botswana  |
| 9  | Colombia  |
| 10 | Ghana     |



# CANADIAN MINING COMPANIES IN MEXICO





# FDI IN MEXICO'S MINING INDUSTRY

Foreign companies that have invested in Mexico come from 4 continents and 19 countries

**267** firms

**927** projects



|             |        |
|-------------|--------|
| Canada      | 65.04% |
| USA         | 16.54% |
| China       | 4.89%  |
| Japan       | 1.88%  |
| Australia   | 2.63%  |
| UK          | 1.5%   |
| South Korea | 1.5%   |
| Spain       | 1.13%  |

# MEXICO'S MINING STATES



Every state in Mexico has a mining industry.



# MEXICO'S MINING CLUSTERS



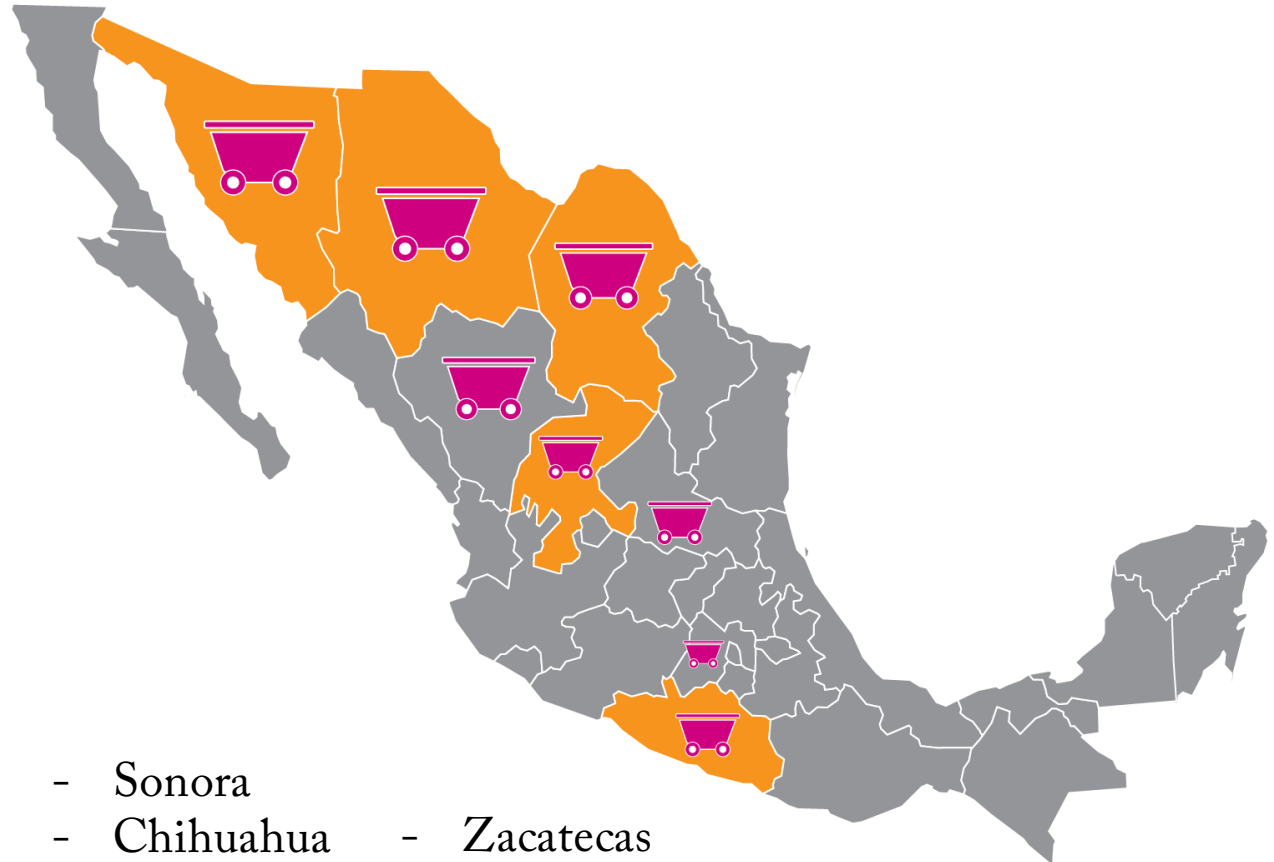
## 5 Mining Clusters

- Sonora
- Chihuahua
- Coahuila
- Zacatecas
- Guerrero



## States with higher potential

- Sonora
- Chihuahua
- Coahuila
- Durango
- Zacatecas
- S.L.P.
- Edo. Méx



# MEXICO'S MINING POTENTIAL



**WORLD RANK OF MEXICAN MINE PRODUCTION**

# MEXICO'S MINING EXPORTS



Main export destinations:

USA (52%)

China (12%)

South Korea (7%)

Switzerland (5%)

Canada (3%)

Brazil (1%)

Belgium(3%)

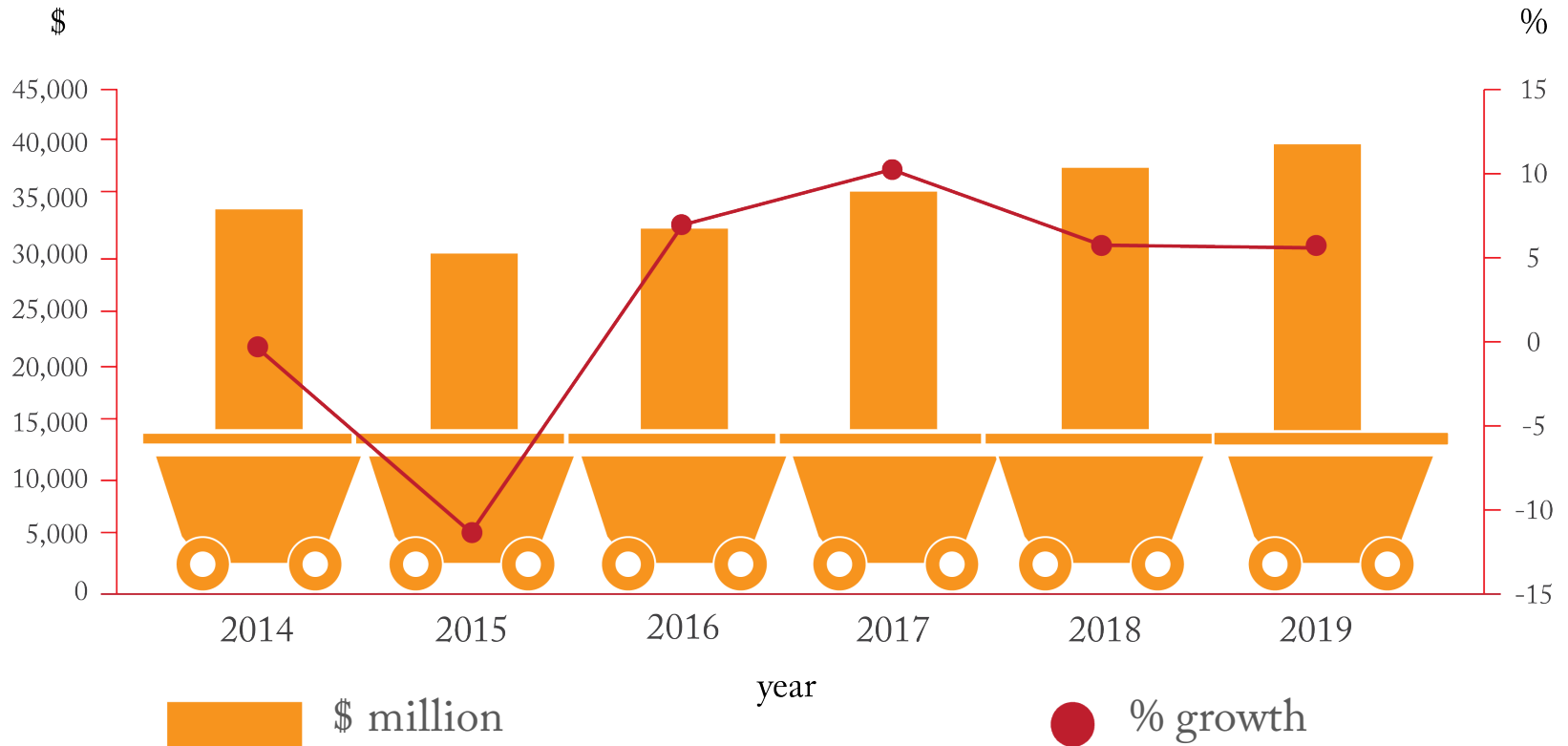
UK (3%)

Japan (2%)

Peru (1%)

# MEXICO METALS & MINING INDUSTRY VALUE

## FORECAST: (USD MILLIONS, 2014 -19)



# A SOLID VALUE CHAIN NETWORK

Government authorities



Government organizations



Key players in the mining sector in Mexico

General mining coordination  
Mexican geological service (SGM)  
  
Mexico chamber of mining (CAMIMEX)  
Mining promotion trust (FIFOMI)  
National Chamber of the Iron and Steel Industry (CANOCERO)  
Association of Mining Engineers

Chambers and associations




Antofagasta

Tianjin

Foreign mining companies in Mexico (examples)

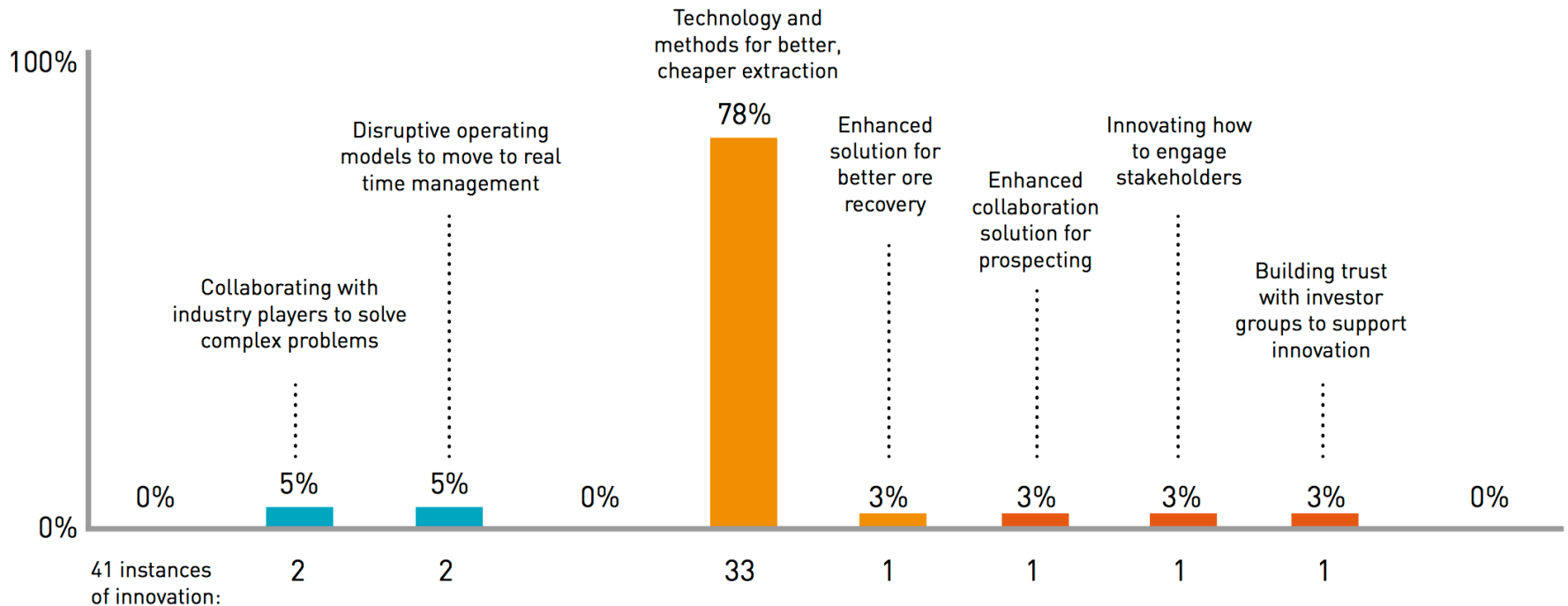


Mexican mining companies (examples)




Mining Clusters

# INNOVATION IN THE MINING SECTOR





# INNOVATION IN MEXICO



# PRO MÉXICO

Inversión y Comercio



[www.promexico.gob.mx](http://www.promexico.gob.mx)



[promexico@promexico.gob.mx](mailto:promexico@promexico.gob.mx)



@ProMexico



+52 (55) 54 47 7000



Camino a Santa Teresa 1679,  
Col. Jardines del Pedregal  
CP 01900, México, D.F.